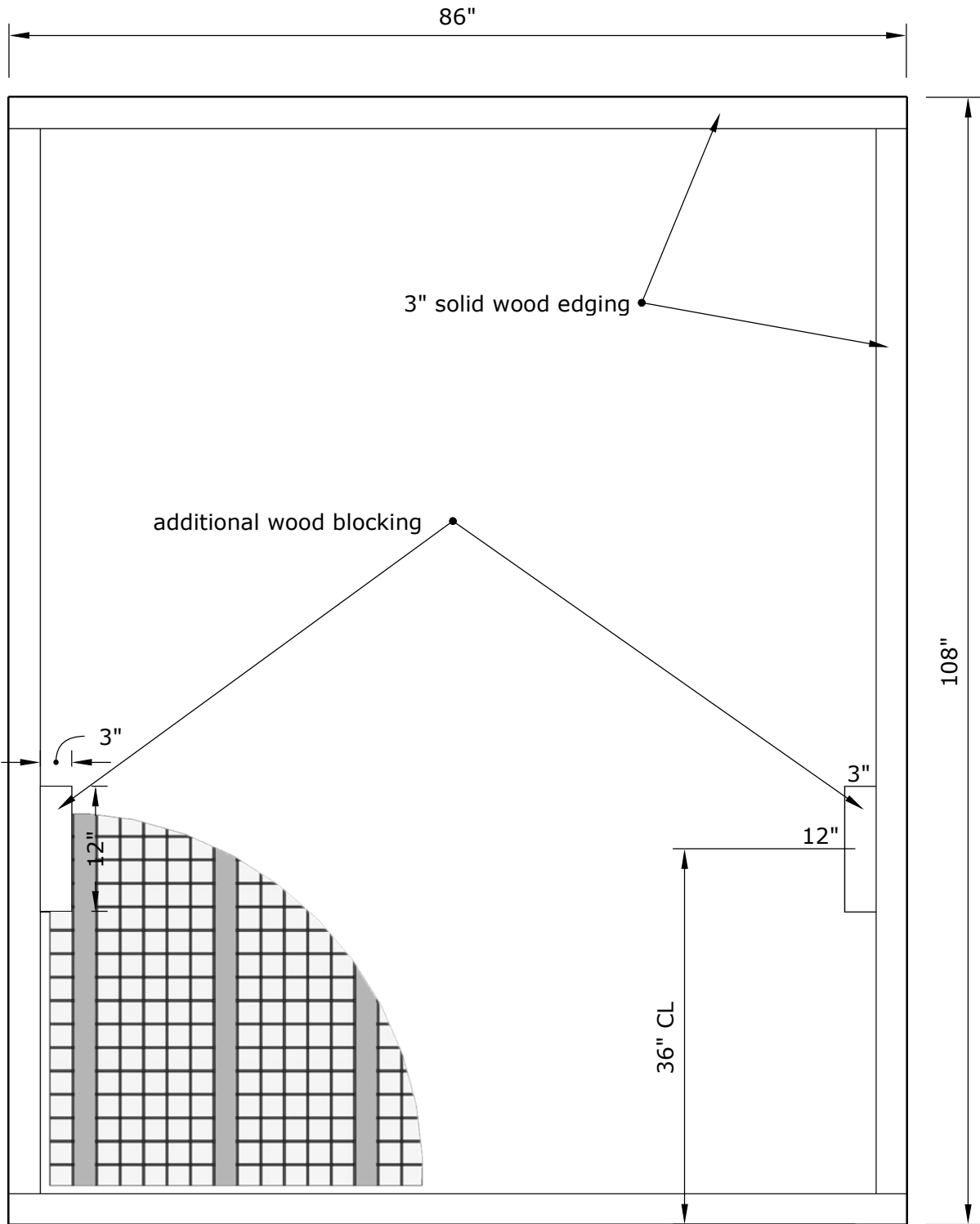


# #1001



## SPECIFICATIONS

2" thick

.25" birch skins

3" wood edging within panel

Trimmed edges

Premium grade torsion box core, small grid with composite stiffeners

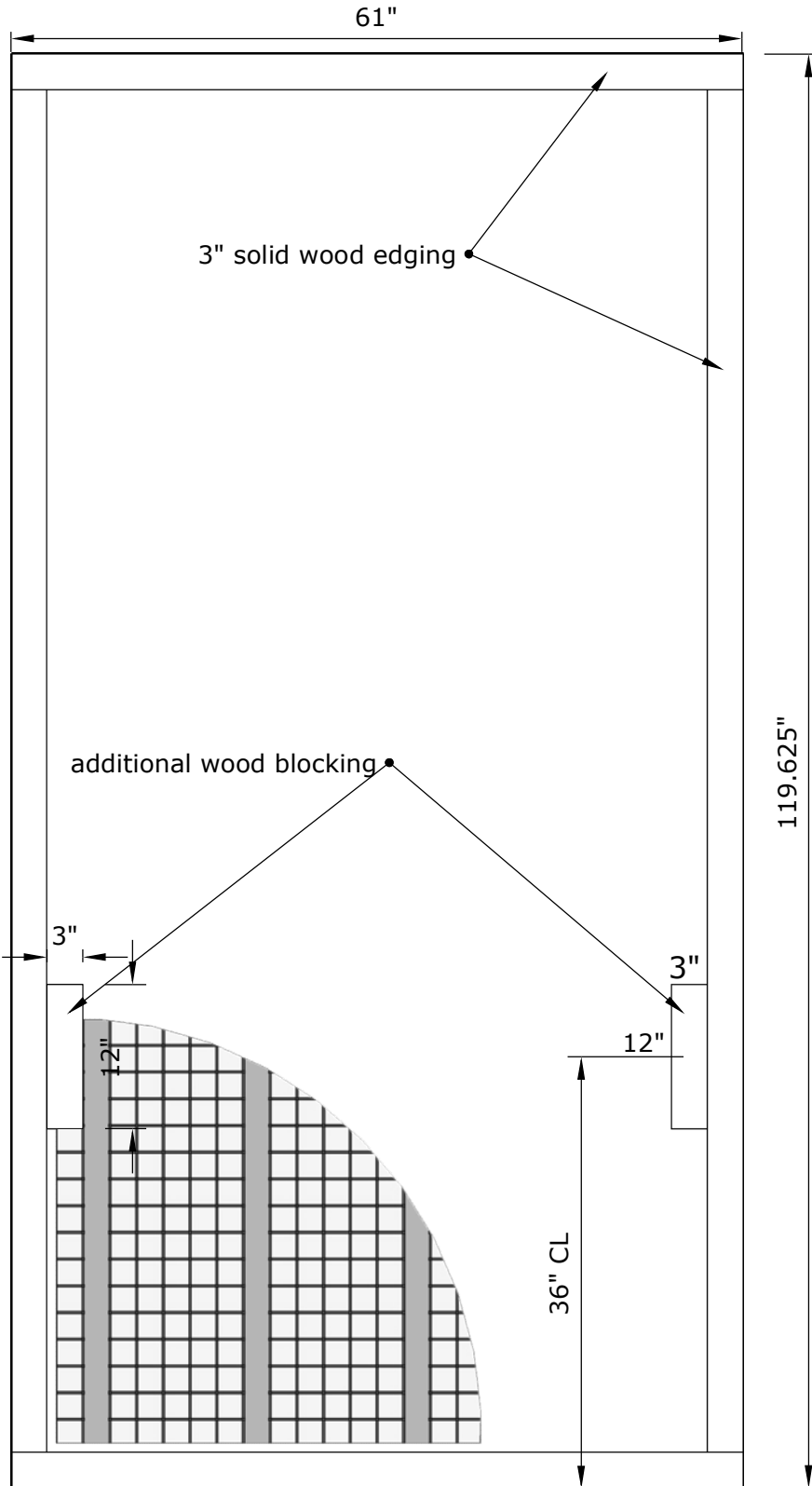
Additional wood blocking

scale: NOT DRAWN TO SCALE	project: 1934 WAVERLY	drawing ref:
date: 08/31/2016		
sheet #: SC-505	title: BIRCH SKINNED PANELS SHOP DRAWING	quote number: DG-CurtisandSons-June30
document:		

All drawings © SingCore, Inc. and cannot be copied without written permission.

# SINGCORE

# #1002



## SPECIFICATIONS

2" thick

.25" birch skins

3" wood edging within panel

Trimmed edges

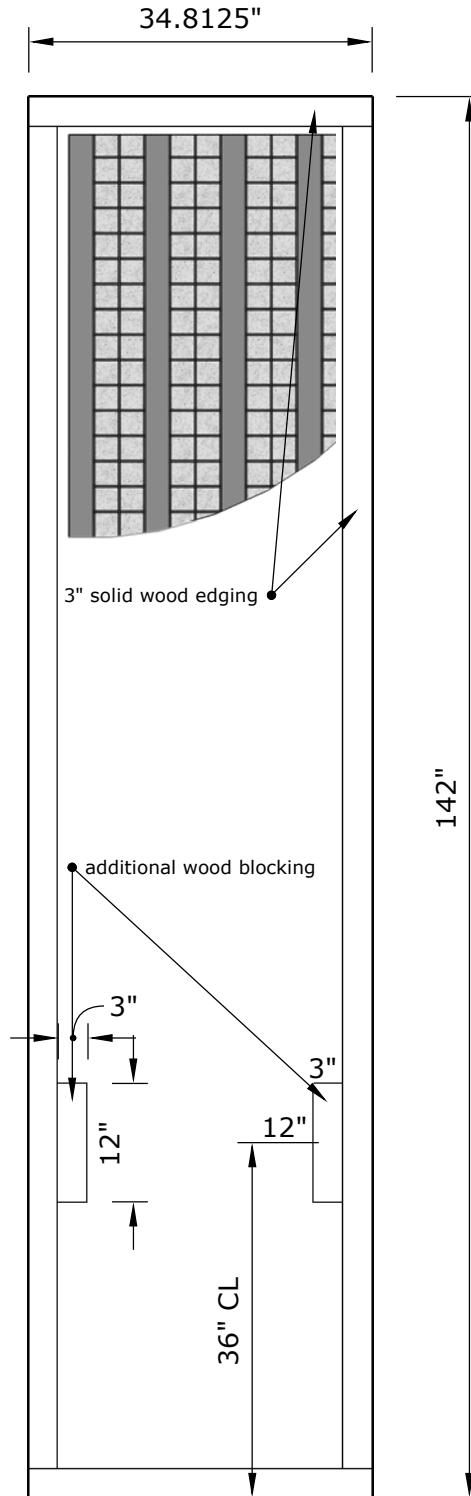
Premium grade torsion box core, small grid with composite stiffeners

Additional wood blocking

scale: NOT DRAWN TO SCALE	project: <b>1934 WAVERLY</b>	drawing ref:
date: 08/31/2016		
sheet #: SC-505	title: <b>BIRCH SKINNED PANELS SHOP DRAWING</b>	quote number: DG-CurtisandSons-June30
document:		

# SINGCORE

# #1003



## SPECIFICATIONS

- 2" thick
- .25" birch skins
- 3" wood edging within panel
- Trimmed edges
- Premium grade torsion box core, small grid with composite stiffeners
- Additional wood blocking

scale: NOT DRAWN TO SCALE	project: 1934 WAVERLY	drawing ref:
date: 08/31/2016		
sheet #: SC-505	title: BIRCH SKINNED PANELS SHOP DRAWING	quote number: DG-CurtisandSons-June30
document:		

All drawings © SingCore, Inc. and cannot be copied without written permission.

